




25 The Crescent Heslington

York, YO10 5EF

Guide Price £390,000



NO FORWARD CHAIN! HIGHLY DESIRABLE VILLAGE LOCATION! Churchills are delighted to have the opportunity to offer to the market this fabulous semi-detached family home set on a large plot in this quiet, residential location close to an array of local amenities. The property has been lovingly maintained by the current owner and has the benefit of recently updated, high efficiency Upvc double glazed windows and was also re-roofed within the last 5 years. The spacious, bright and airy internal accommodation also has the benefit of gas central heating and briefly comprises a handy porch, entrance hall, dining room with bay window to front and opening to a living room which overlooks the rear garden, kitchen with base and wall units and leading to a ground floor WC, utility with plumbing for washing machine and a pantry cupboard which completes the ground floor accommodation. Carpeted stairs lead to the first floor galleried landing with loft access, two double bedrooms and a good size single bedroom, a family bathroom with walk-in shower cubicle and a separate WC. Externally the property boasts a large plot with driveway providing off street parking as well as a good size garage with up and over door. An early viewing is highly recommended to fully appreciate this fabulous family home!

Entrance Vestibule

Entrance door. Wooden door to:

Entrance Hall

Coving, double panelled radiator, power points, stairs to first floor.


Living Room

Leaded bay window to front, coving, single panelled radiator, power points. Carpet.

Dining Room

Leaded window to rear, coving, electric fire, double panelled radiator, power points. Carpet.





Kitchen

Window to rear, fitted wall and base units, space for appliances, stainless steel sink and drainer, double panelled radiator, power points.

WC

Window to rear, low level WC.

Pantry

Window to rear, door to side.

Integral Garage

Up and over door.

First Floor Landing

Access to loft space. Doors to:

Bedroom 1

Window to front, double panelled radiator, power points. Carpet.

Bedroom 2

Window to rear, double panelled radiator, fitted wardrobes, power points. Carpet.

Bedroom 3

Window to rear, double panelled radiator, power points. Carpet.

Bathroom

Window to front, shower cubicle, single panelled radiator, cupboard.


Separate WC

Window to side, low level WC. Carpet.

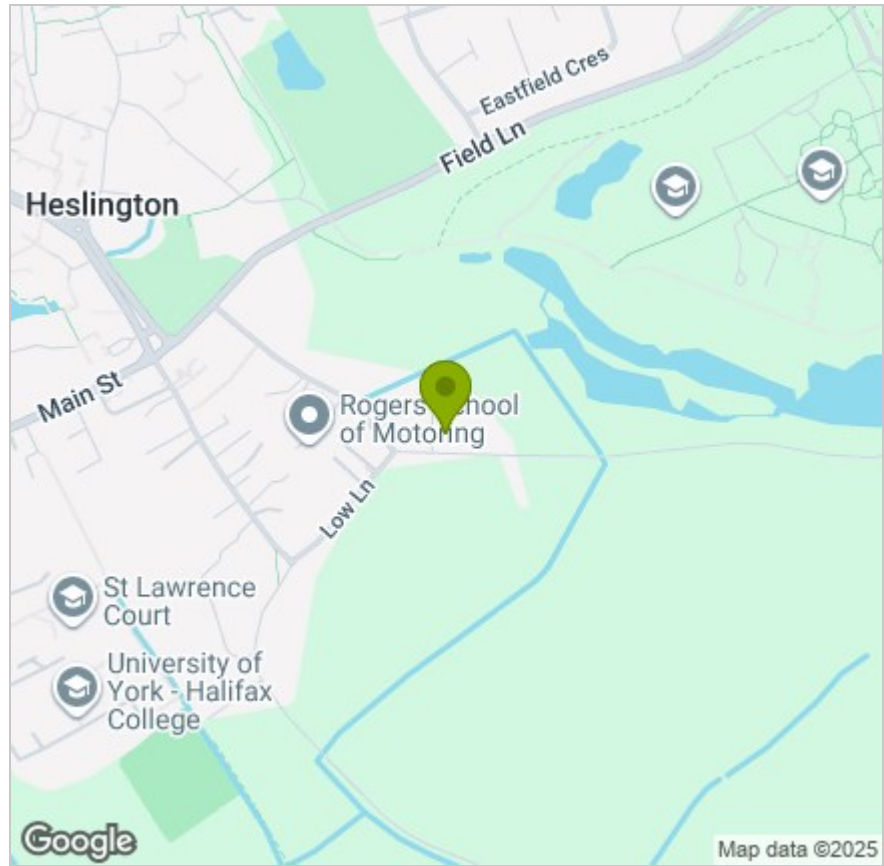
Outside

Well tended front garden with various plants and driveway leading to an integral garage. To the rear is a low maintenance garden.

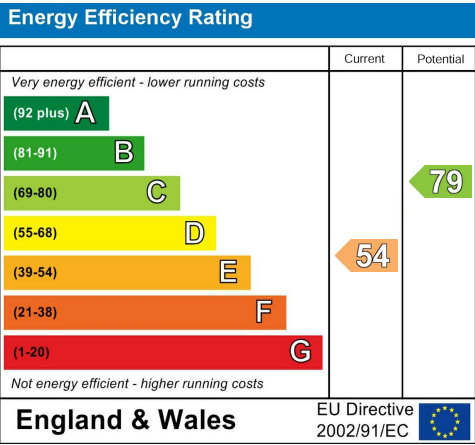
FLOOR PLAN



LOCATION



EPC



These particulars, whilst believed to be accurate are set out as a general outline only for guidance and do not constitute any part of an offer or contract. Intending purchasers should not rely on them as statements of representation of fact, but must satisfy themselves by inspection or otherwise as to their accuracy. No person in this firms employment has the authority to make or give any representation or warranty in respect of the property.